



27" (68.6 cm) and 30" (76.2 CM) ELECTRIC BUILT-IN MICROWAVE/OVEN COMBINATION

PRODUCT MODEL SERIES

WOC54EC0A WOC54EC7A WOC95EC0A

ELECTRICAL CONNECTION

If codes permit and a separate ground wire is used, it is recommended that a qualified electrical installer determine that the ground path and the wire gauge are in accordance with local codes.

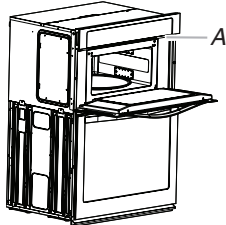
Check with a qualified electrical installer if you are not sure the oven is properly grounded.

This oven must be connected to a grounded metal, permanent wiring system.

Be sure that the electrical connection and wire size are adequate and in conformance with the National Electrical Code, ANSI/NFPA 70-latest edition or CSA Standards C22.1-94, Canadian Electrical Code, Part 1 and C22.2 No. 0-M91-latest edition, and all local codes and ordinances.

To properly install your oven, you must determine the type of electrical connection you will be using and follow the instructions provided for it here.

- Oven must be connected to the proper electrical voltage and frequency as specified on the model/serial number rating plate. The model/serial number rating plate is located near center vent of the lower oven. See the following illustration.



A. Model/serial number plate

- Models rated from 7.3 to 9.6 kW at 240 volts (5.4 to 7.4 kW at 208 volts) require a separate 40-amp circuit. Models rated at 4.8 kW and below at 240 volts (3.6 kW and below at 208 volts) require a separate 20-amp circuit.
- A circuit breaker is recommended.
- Connect directly to the fused disconnect (or circuit breaker box) through flexible, armored or nonmetallic sheathed, copper cable (with grounding wire). See "Make Electrical Connection" section.
- Flexible conduit from the oven should be connected directly to the junction box.
- Do not cut the conduit. The length of conduit provided is for serviceability of the oven.
- A UL listed or CSA approved conduit connector must be provided.
- If the house has aluminum wiring, follow the procedure below:
 1. Connect a section of solid copper wire to the pigtail leads.
 2. Connect the aluminum wiring to the added section of copper wire using special connectors and/or tools designed and UL listed for joining copper to aluminum.

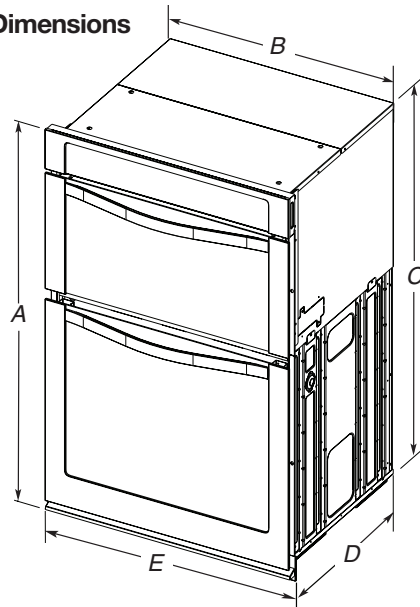
Follow the electrical connector manufacturer's recommended procedure. Aluminum/copper connection must conform with local codes and industry accepted wiring practices.

For power requirements for models WOC54EC7A, WOC54EC0A, WOC95EC0A and MMW9730A, refer to the following table.

Voltage	Microwave Oven and Microwave Oven with Single Thermal Oven	Microwave Oven and Microwave Oven with Single Convection Oven
240 VAC	5490 W	5520 W
208 VAC	4590 W	4620 W
240 VAC	30.4 A	30.5 A
208 VAC	28.4 A	28.6 A

PRODUCT DIMENSIONS

Product Dimensions



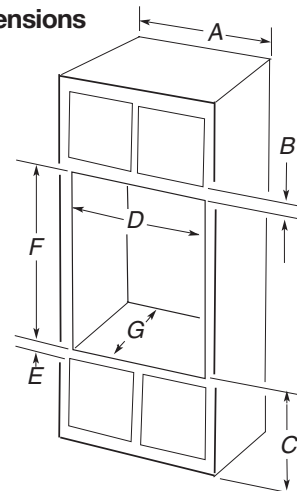
27" (68.6 cm) models

- A. 42⁹/₁₆" (108.0 cm) overall height
- B. 25⁷/₁₆" (64.6 cm) recessed width
- C. 41" (104.1 cm) recessed height
- D. 23¹/₄" (59.1 cm) max. recessed depth
- E. 27" (68.6 cm) overall width

30" (76.2 cm) models

- A. 42⁹/₁₆" (108.0 cm) overall height
- B. 28¹/₂" (72.3 cm) recessed width
- C. 41" (104.1 cm) recessed height
- D. 23¹/₄" (59.1 cm) max. recessed depth
- E. 30" (76.2 cm) overall width

Cabinet Dimensions



27" (68.6 cm) models

- A. 27" (68.6 cm) min. cabinet width
- B. 1" (2.5 cm) top of cutout to bottom of upper cabinet door
- C. 19¹/₄" (48.9 cm) bottom of cutout to floor is recommended. 4"-19¹/₄" (10.2-48.9 cm) bottom of cutout to floor is acceptable.
- D. 25¹/₂" (64.8 cm) cutout width
- E. 1¹/₂" (3.8 cm) min. bottom of cutout to top of cabinet door
- F. 41³/₁₆" (105 cm)* recommended cutout height
- G. 24" (60.7 cm) cutout depth

30" (76.2 cm) models

- A. 30" (76.2 cm) min. cabinet width
- B. 1" (2.5 cm) top of cutout to bottom of upper cabinet door
- C. 19¹/₄" (48.9 cm) bottom of cutout to floor is recommended. 4"-19¹/₄" (10.2-48.9 cm) bottom of cutout to floor is acceptable.
- D. 28¹/₂" (72.4 cm) cutout width
- E. 1¹/₂" (3.8 cm) min. bottom of cutout to top of cabinet door
- F. 41³/₁₆" (105 cm)* recommended cutout height
- G. 24" (60.7 cm) cutout depth

*NOTE: The cabinet height can be between 41" (104.1 cm) and 41¹/₂" (105.6 cm) for microwave/oven combination.