

Features

- Internal LED light guides provide optimally bright bathroom vanity lighting for grooming tasks.
- Brightness at 1300 lumens ensures consistent lighting with no hot spots or dark spots.
- Approx. 3000 Kelvin light appearance delivers a neutral light ideal for overall bathroom aesthetics as well as tasks.
- Minimum 80 CRI (color rendering index) lets you see yourself in the truest light for makeup application, grooming, and skin care.
- Integrated LED bulbs have an estimated life expectancy of 36,000 hours.
- Compatible with wall-mount LED dimmers (not included), which allows you to control lighting from multiple locations in the room.
- Pivoting side panels allow you to direct light for specific tasks.

Material

- Anodized aluminum construction with a durable rust-free and chip-free finish.

Installation

- Includes mounting hardware for surface installation.

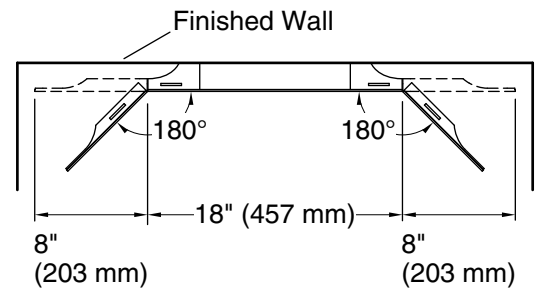
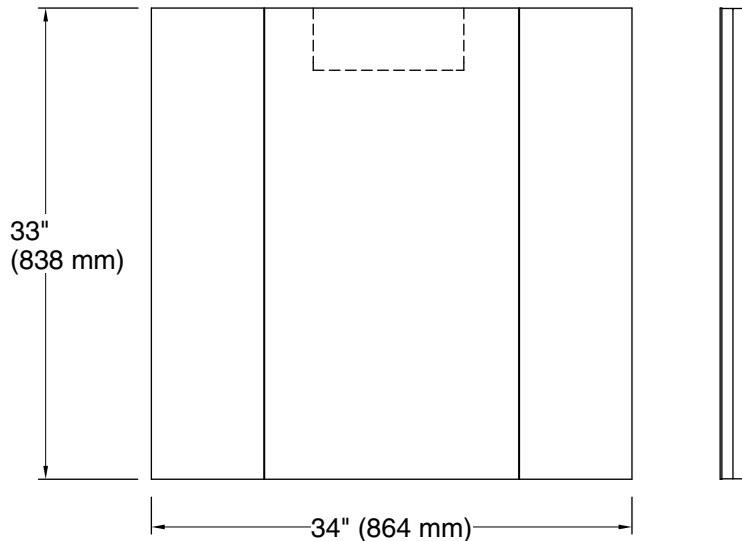
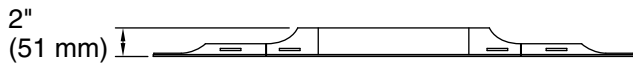


Codes/Standards

UL 962

KOHLER® One-Year Limited Warranty

See website for detailed warranty information.



Required Electrical Service

One dedicated circuit required, protected with Class A Ground-Fault Circuit-Interrupter (GFCI). Outside North America, this device may be known as a Residual Current Device (RCD).

Lights: 120 V, 15 A, 60 Hz

Technical Information

All product dimensions are nominal.

Mirror type: Wall-mount pivot

Electrical component rating: Lights: 120 V, 0.8 A, 60 Hz, 96 W

Notes

Install this product according to the installation instructions.

Select the type of fastener based on the wall material. A minimum 20 lb (9.07 kg) load bearing fastener is recommended.

Install the fastener to a stud to avoid possible property and product damage.

A dimmer switch is required. This product is compatible with most residential dimmer switches intended for incandescent and dimmable LED bulbs.