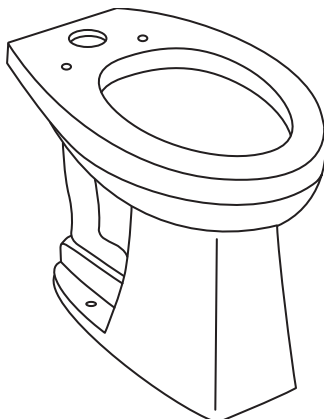


## Two Piece Toilet Bowl



CT705UN(G)



CT705ULN(G)

### Warranty Registration and Inquiry

For product warranty registration, TOTO U.S.A. Inc. recommends online warranty registration. Please visit our web site <http://www.totousa.com>. If you have questions regarding warranty policy or coverage, please contact TOTO U.S.A. Inc., Customer Service Department, 1155 Southern Road, Morrow, GA 30260 (888) 295-8134 or (678) 466-1300 when calling from outside of U.S.A.

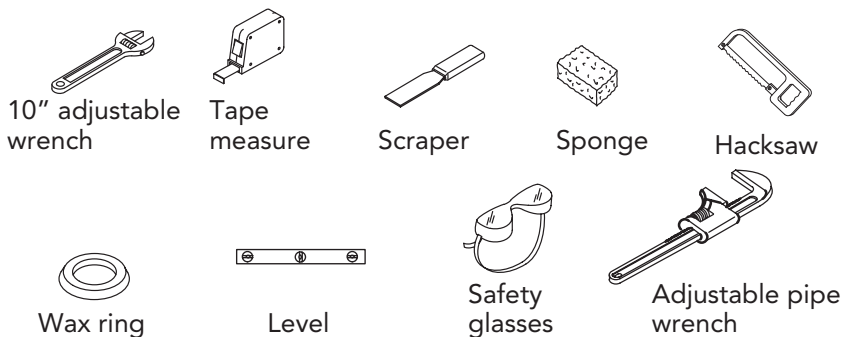
## TABLE OF CONTENTS

Thanks for Choosing TOTO! .....	2
Common Tools Needed.....	2
Before Installation.....	2
Installation Procedure.....	3
Care & Cleaning.....	4
Warranty.....	5
Rough-In Dimensions .....	14

## THANKS FOR CHOOSING TOTO!

The mission of TOTO is to provide the world with healthy, hygienic and more comfortable lifestyles. We design every product with the balance of form and function as a guiding principle. Congratulations on your choice.

## COMMON TOOLS NEEDED



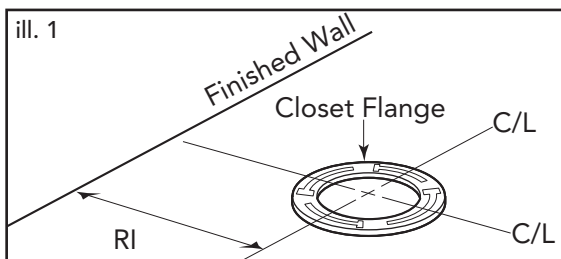
## BEFORE INSTALLATION

- Observe all local plumbing codes.
- Shut off the water supply before removing existing toilet or beginning installation work.
- Read these instructions carefully to ensure proper installation.
- Please leave instructions for customers. These instructions contain maintenance and warranty information.
- TOTO reserves the right to update the product design without notice.

## BEFORE INSTALLATION

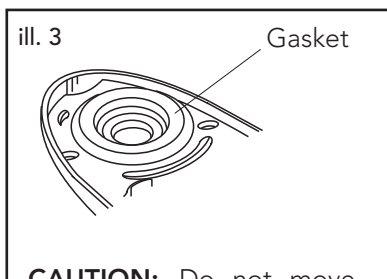
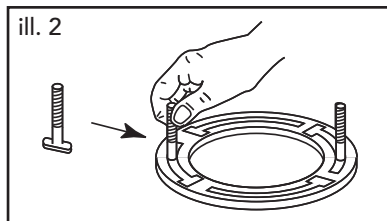
If necessary, remove the existing toilet, clean the installation area, and remove the used wax ring.

Distance between finished wall and the center of the floor drain, "RI", must be 10" (254mm) to 12" (305mm).



## INSTALLATION PROCEDURE

1. Install the closet flange according to the manufacturer's instructions.
2. Clean any debris out of the closet flange and then install new mounting bolts (not supplied) into the slots of the closet flange (see Ill. 2). The head of the bolt should be inserted into the slot with its threads facing upward.
3. Carefully turn the toilet upside down onto some padding. Firmly press a new bowl gasket (not supplied) onto the circular recess around the toilet bowl's horn (see Ill. 3).
4. Turn the toilet upright and gently lower into position over the closet flange. With toilet properly aligned, press firmly on both sides of toilet rim to set the bowl wax ring.



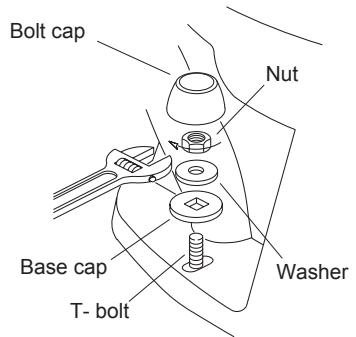
**CAUTION:** Do not move the bowl after the bowl wax ring is set. If the seal is broken, you will need to install a new wax seal.

## INSTALLATION PROCEDURE

5. Install the mounting hardware (see Illustration 4)

- Place the bases on the T-bolts, making sure that the marking "This Side Up" on the bases faces upwards.
- Mount the mounting washers and nuts on the bases and T-bolts. Tighten the nuts with care.
- If the T-bolts are longer than 1/4" (6mm) for the upper part of the nuts, cut the excess with a hacksaw.
- Install the bolt caps.

ill. 4



**CAUTION:** Do not over tighten the nuts, or the china may break or rupture.

6. Install the flush valve according to the manufacturer's instructions.
7. Turn on the water supply for the flush valve.
8. Install the toilet seat according to the manufacturer's instructions.
9. Flush the toilet a few times to make sure there are no leaks at any of the connections.
10. Check periodically that there are no leaks during the days after the installation.

## CARE & CLEANING

### **WARNING! DO NOT USE IN-TANK BOWL CLEANERS.**

The use of high concentration of chlorine or chlorine-related products can seriously damage fittings in the tank. This damage can cause leakage and property damage. TOTO shall not be responsible or liable for any tank fitting failure or damage caused by the use of in-tank bowl cleaners.

## WARRANTY

1. TOTO warrants its vitreous china products ("Product") to be free from defects in materials and workmanship during normal use when properly installed and serviced, for a period of one (1) year from date of purchase. This limited warranty is extended only to the ORIGINAL PURCHASER of the Product and is not transferable to any third party, including but not limited to any subsequent purchaser or owner of the Product. This warranty applies only to TOTO Product purchased and installed in North, Central and South America.
2. TOTO's obligations under this warranty are limited to repair, replacement or other appropriate adjustment, at TOTO's option, of the Product or parts found to be defective in normal use, provided that such Product was properly installed, used and serviced in accordance with instructions. TOTO reserves the right to make such inspections as may be necessary in order to determine the cause of the defect. TOTO will not charge for labor or parts in connection with warranty repairs or replacements. TOTO is not responsible for the cost of removal, return and/ or reinstallation of the Product.
3. This warranty does not apply to the following items:
  - a. Damage or loss sustained in a natural calamity such as fire, earthquake, flood, thunder, electrical storm, etc.
  - b. Damage or loss resulting from any accident, unreasonable use, misuse, abuse, negligence, or improper care, cleaning, or maintenance of the Product.
  - c. Damage or loss resulting from sediments or foreign matter contained in a water system.
  - d. Damage or loss resulting from improper installation or from installation of the Product in a harsh and/or hazardous environment, or improper removal, repair or modification of the Product. (NOTE: Product model codes allow a maximum of 80 PSI. Check local codes or standards for requirements).
  - e. Damage or loss resulting from electrical surges or lightning strikes or other acts which are not the fault of TOTO or which the Product is not specified to tolerate.
  - f. Damage or loss resulting from normal and customary wear and tear, such as gloss reduction, scratching or fading over time due to use, cleaning practices or water or atmospheric conditions.
  - g. Tank flushing mechanisms of plastic or rubber moving parts.
  - h. Toilet seats of plastic, wood or metal.
4. In order for this limited warranty to be valid, proof of purchase is required. TOTO encourages warranty registration upon purchase to create a record of Product ownership at <http://www.totousa.com>. Product registration is completely voluntary and failure to register will not diminish your limited warranty rights.
5. If the Product is used commercially or is installed outside of North, Central or South America, TOTO warrants the Product to be free from defects in materials and workmanship during normal use for one (1) year from the date of installation of the Product, and all other terms of this warranty shall be applicable except the duration of the warranty.
6. THIS WARRANTY GIVES YOU SPECIFIC LEGAL RIGHTS. YOU MAY HAVE OTHER RIGHTS WHICH VARY FROM STATE TO STATE, PROVINCE TO PROVINCE OR COUNTRY TO COUNTRY.
7. To obtain warranty repair service under this warranty, you must take the Product or deliver it prepaid to a TOTO service facility together with proof of purchase (original sales receipt) and a letter stating the problem, or contact a TOTO distributor or products service contractor, or write directly to TOTO U.S.A., INC., 1155 Southern Road, Morrow, GA 30260 (888) 295 8134 or (678) 466-1300, if outside the U.S.A. If, because of the size of the Product or nature of the defect, the Product cannot be returned to TOTO, receipt by TOTO of written notice of the defect together with proof of purchase (original sales receipt) shall constitute delivery. In such case, TOTO may choose to repair the Product at the purchaser's location or pay to transport the Product to a service facility.

THIS WRITTEN WARRANTY IS THE ONLY WARRANTY MADE BY TOTO. REPAIR, REPLACEMENT OR OTHER APPROPRIATE ADJUSTMENT AS PROVIDED UNDER THIS WARRANTY SHALL BE THE EXCLUSIVE REMEDY AVAILABLE TO THE ORIGINAL PURCHASER. TOTO SHALL NOT BE RESPONSIBLE FOR LOSS OF THE PRODUCT OR FOR OTHER INCIDENTAL, SPECIAL OR CONSEQUENTIAL DAMAGES OR EXPENSES INCURRED BY THE ORIGINAL PURCHASER, OR FOR LABOR OR OTHER COSTS DUE TO INSTALLATION OR REMOVAL, OR COSTS OF REPAIRS BY OTHERS, OR FOR ANY OTHER EXPENSE NOT SPECIFICALLY STATED ABOVE. IN NO EVENT WILL TOTO'S RESPONSIBILITY EXCEED THE PURCHASE PRICE OF THE PRODUCT. EXCEPT TO THE EXTENT PROHIBITED BY APPLICABLE LAW, ANY IMPLIED WARRANTIES, INCLUDING THAT OF MERCHANTABILITY OR FITNESS FOR USE OR FOR A PARTICULAR PURPOSE, ARE EXPRESSLY DISCLAIMED. SOME STATES DO NOT ALLOW LIMITATIONS ON HOW LONG AN IMPLIED WARRANTY LASTS, OR THE EXCLUSION OR LIMITATION OF INCIDENTAL OR CONSEQUENTIAL DAMAGES, SO THE ABOVE LIMITATION AND EXCLUSION MAY NOT APPLY TO YOU.

# TOTO

TOTO U.S.A., Inc. 1155 Southern Road,  
Morrow, Georgia 30260

Tel: 888-295-8134 Fax: 800-699-4889

[www.totousa.com](http://www.totousa.com)

0GU097

Rev Date: 7/2017



## Warranty Registration and Inquiry

For product warranty registration, TOTO U.S.A. Inc. recommends online warranty registration. Please visit our web site <http://www.totousa.com>. If you have questions regarding warranty policy or coverage, please contact TOTO U.S.A. Inc., Customer Service Department, 1155 Southern Road, Morrow, GA 30260 (888) 295-8134 or (678) 466-1300 when calling from outside of U.S.A.